

iPhonify Your Web Apps



Chris Bannon
Product Manager, ComponentOne

“A lot of your users have one of these!”



iPhone touch gestures




Tap
Click



Pinch
Zoom

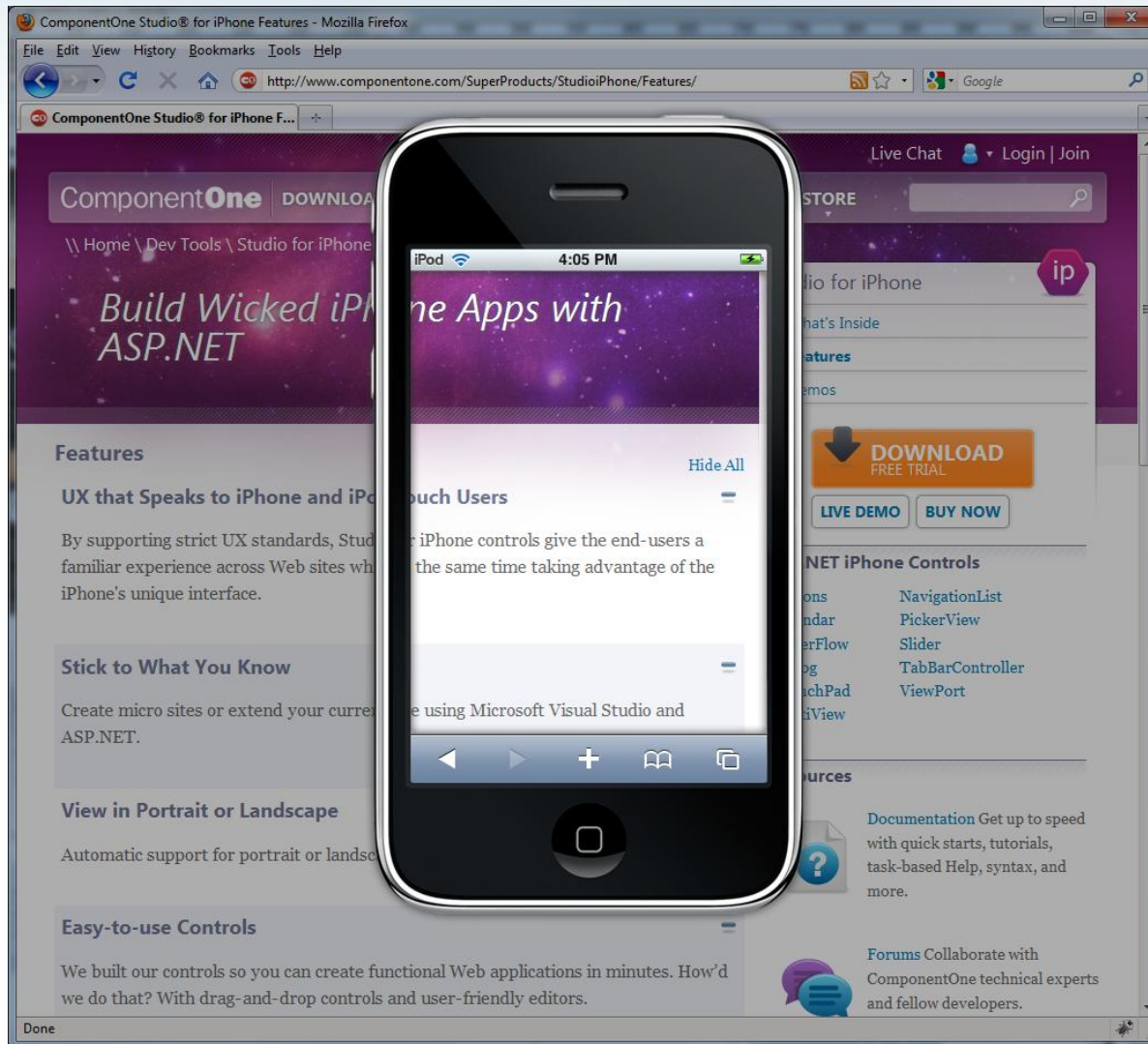


Drag/Scroll/Flick
Scroll



Typing
Input

Our Website on the iPhone



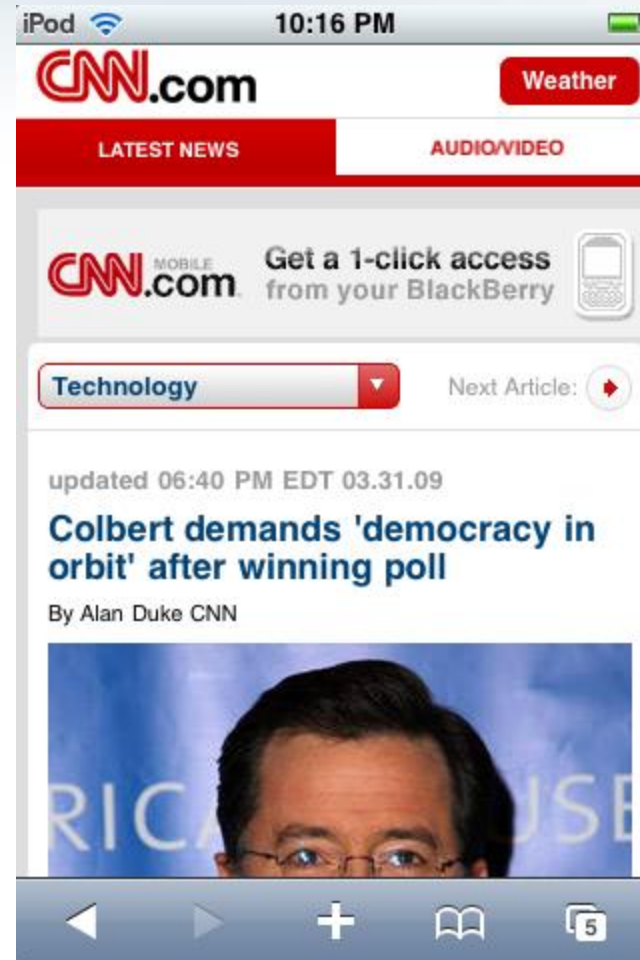
A Better Experience



Facebook on the iPhone



CNN on iPhone



Building Great iPhone Sites

- Optimize your web content for the iPhone
- Design a UX that follows Apple's guidelines



Navigation Model



iPhone applications can contain as many different screens as necessary, but users access and see them sequentially, never simultaneously.



Quick & Easy

- Add a home screen icon
- Add a startup screen
- Specify the viewport settings



Add a home screen icon

```
<link rel="apple-touch-icon"  
  href="/icon.png"/>
```



```
<link rel="apple-touch-icon-precomposed"  
  href="/icon_pre.png"/>
```



Add a startup screen

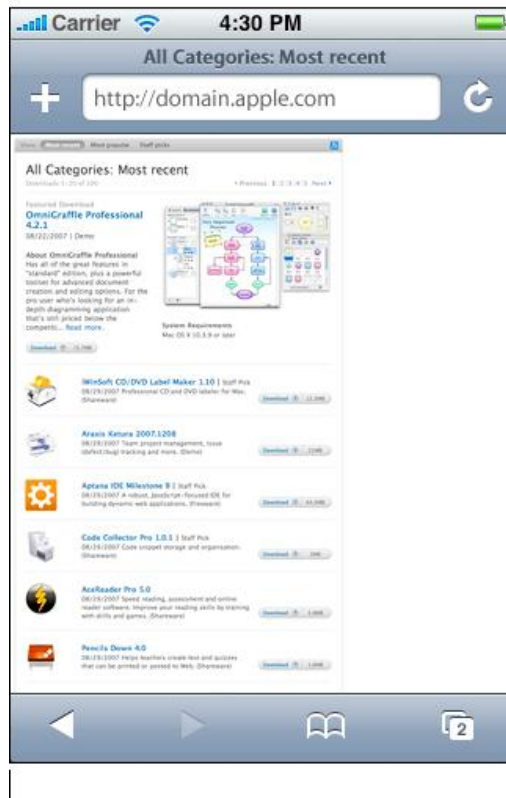
```
<link rel="apple-touch-startup-image"  
      href="/startup.png">
```



Configure the Viewport

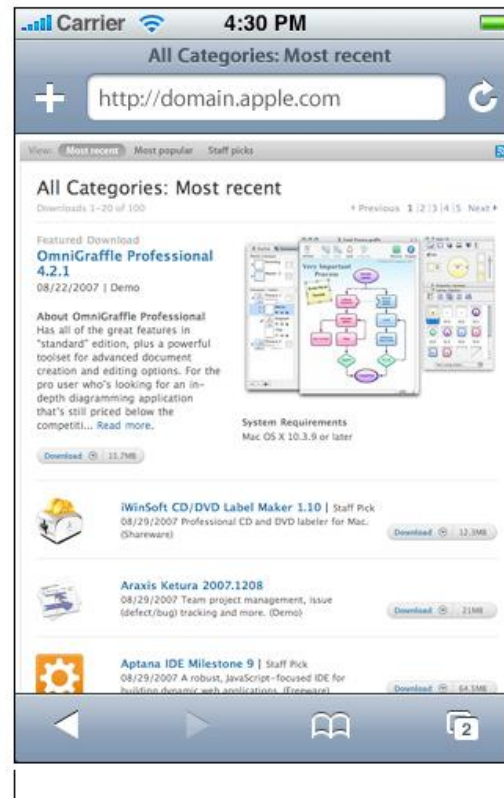
```
<meta name = "viewport" content =  
"width = 590px">
```

Default width



980 pixels

Custom width



590 pixels



Use hyperlinks

- Email

`John Frank`

- Phone

`1-408-555-5555`

- Text Message

`New SMS Message`

- Google Maps

`Cupertino`

- YouTube

`Play Video`



Add an iPhone stylesheet

```
<link media="only screen and (max-device-width: 480px)" href="iphone.css" type="text/css" rel="stylesheet">
```



Metrics – Portrait Orientation



Status bar: 20 pixels

URL text field: 60 pixels

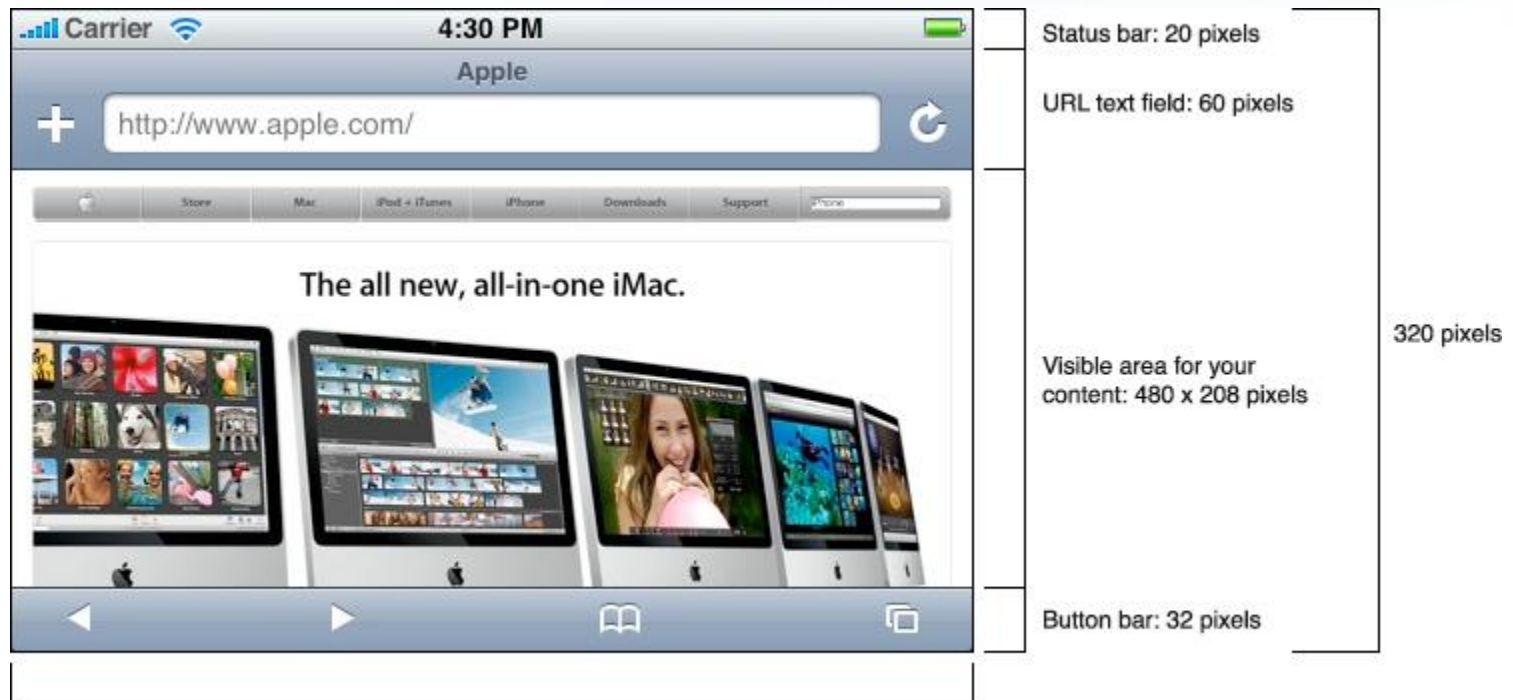
Visible area for your content: 320 x 356 pixels

Button bar: 44 pixels

480 pixels



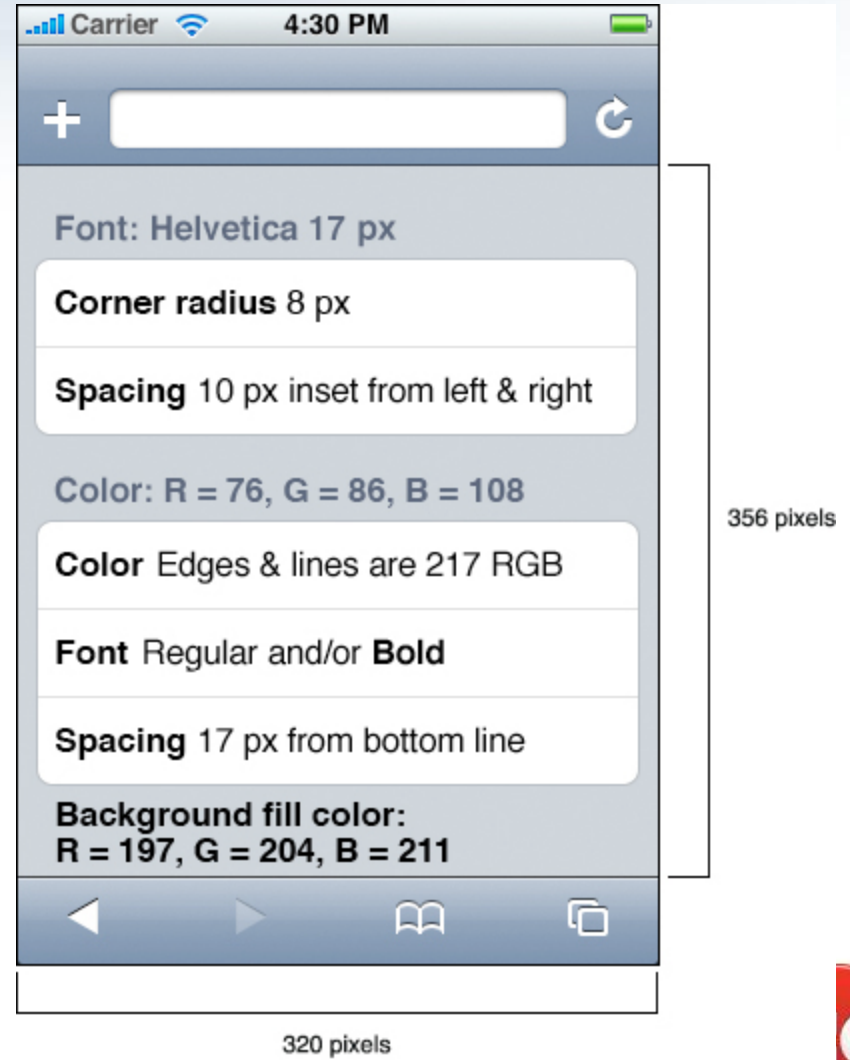
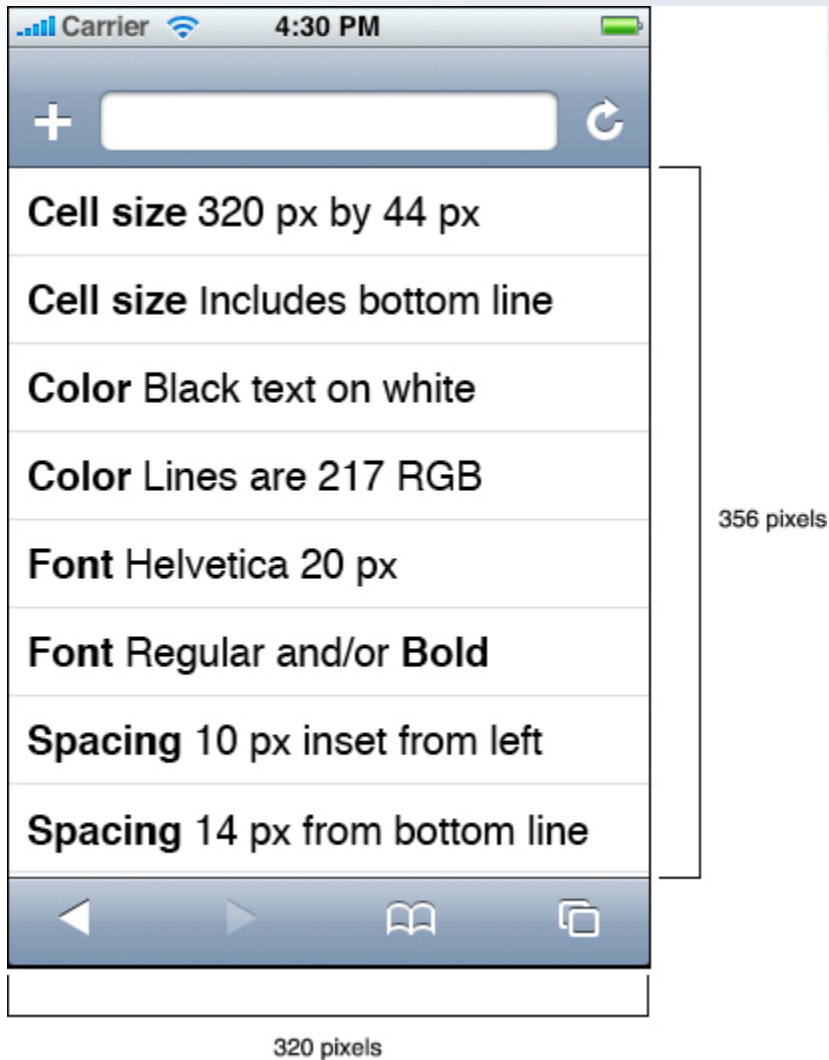
Metrics – Landscape Orientation



480



Metrics - Lists



Tools for iPhone Web Development



iPhone SDK (Dashcode)

Apple dev only

<http://developer.apple.com/iphone/>



jQuery Touch

Client-side (jQuery)

<http://www.jqtouch.com/>



Studio for iPhone

Server & Client (ASP.NET + jQuery)

<http://www.componentone.com/>



ComponentOne Studio for iPhone

ASP.NET Controls

- LaunchPad
- ViewPort
- NavigationList
- Buttons
- Slider
- TabBarController
- MultiView
- pickerView
- Calendar
- CoverFlow



ComponentOne®
Studio for iPhone
2fnqio to! !broue

<http://www.componentone.com/>



Tools for iPhone Testing



iPhone / iPod Touch

Best method for testing

<http://www.apple.com>



Mac w/ Windows using Fusion

Great for developing & testing together

(Being used for this presentation)

<http://www.vmware.com/products/fusion/>



Safari for Windows

Similar browser rendering for basic tests

<http://www.apple.com/safari/>



What time is it?

Time to see
some code!

Resources

jQueryTouch

<http://www.jqtouch.com/>

ComponentOne Studio for iPhone

<http://www.componentone.com/>

iPhone Dev Center

<https://developer.apple.com/iphone>

VMWare Fusion

<http://www.vmware.com/products/fusion/>

Safari for Windows

<https://www.apple.com/safari>



Let's talk

- Questions?
- Comments?
- Are you folks interested in this stuff?



Thanks!



Component**One**[®]

Chris Bannon

chrisb@componentone.com